

**DYNAMAX**   
A DIVISION OF FOREST RIVER  
WE'RE PERFORMANCE DRIVEN

**DX<sub>3</sub>**



Power, Prestige, and Precision





DX3 37TS with Evening Haze Décor

## A Powerful Combination

For some, the journey is as important as the destination. With Freightliner's M-2 powerhouse, the DX3 offers excellent horsepower, torque, and towing capacity. In addition, the familiar automotive cab chassis offers up to 5' of crush zone protection, better airflow, and easier entry and exit over traditional flat-front motorhomes.







Optional 50" TV with Fireplace



*This well appointed DX3 kitchen is equipped with rich cherry hardwood cabinets, a tile backsplash and solid surface countertops with a flip-up countertop extension.*



*DX3 models feature a residential stainless steel refrigerator with an ice maker.*





All DX3 bedrooms are tastefully appointed with rich hardwoods, a 32" TV, soundbar, and DVD.



Designed and created by an RV enthusiast, our **Aqua-Hot hydronic heating system** provides quiet, evenly-distributed heat and unlimited hot water without the dryness created by a traditional LP furnace. It also offers utility bay heat, zoned heating, and dual power sources.



Optional washer and dryer





Every DX3 includes a residential memory foam mattress with iCool technology. This gel-infused memory foam has all the properties of memory foam with the added benefit of cooling gel beads. These tiny beads bond with the foam, allowing more airflow to regulate the mattress temperature throughout the night.





The DX3 37BH kitchen is equipped with rich cherry hardwood cabinets and stylish raised panel doors, a contemporary glass tile backsplash, solid surface countertops and a solid surface sink. Preparing meals while traveling becomes a simple task with the stylish three-burner LP cooktop, over-the-range convection microwave, and residential stainless steel refrigerator with an ice maker.



Model 37BH is great for family and friends with 28" x 76" bunk beds. A 10.2" flip-down color monitor with a DVD player is available for each bunk as an option.





A Higher Standard





DX3 37RB with Rich Caramel Wood

## Rest Easy

Retreat to the DX3's luxury bedroom for a peaceful night's sleep. Relax while catching up on the day's news, watching movies, or listening to music.

*What's a home away from home without ample closet space? Wardrobe space abounds with his and her (or all her's) closets and a multitude of drawers. An optional washer/dryer sits behind louvered doors with additional hanging space on the 37RB.*



*This bathroom has a large 34" x 34" one-piece fiberglass shower with contemporary brushed nickel hardware, a cherry hardwood medicine cabinet with mirrored doors and matching vanity cabinet with a solid surface countertop and an undermounted solid surface sink.*



# Legendary Paint Start to Finish

Each and every motorhome undergoes the same painstaking process that has made our paint renowned in the industry.

- Remove most trim (instead of masking)
- Sand every inch to be painted
- Prime and seal
- Apply base paint (1-6 colors)
- Air brush drop shadows
- Apply multiple coats of clear
- Bake on the finish
- Cut and buff (the key to turning an average paint job into a show-stopping work of art)
- 3M Diamond Shield® to protect key areas



Dynamax has three on-site 25' x 60' downdraft paint booths. This means we have maximum control of quality. By painting parts and slide-outs before they are installed, we eliminate overspray on slide seals and interior components.



Grey Stone



Cosmic Blue



Sunset



Midnight Metallic - Special Edition Black Out



Glacier Metallic - Special Edition Black Out

## Solid Hard Wood Crafted to Perfection

Here's where old world craftsmanship meets cutting-edge technology. Dynamax builds with solid cherry hardwoods to produce the same exceptional cabinet construction found in your home.



Mortise and tenon construction



Pocket screws for structural integrity



Hand rubbed finishes optimize grain definition



Clear-coated solid hardwood doors provide additional protection and luster



Dividing walls and cabinets are reinforced for added strength

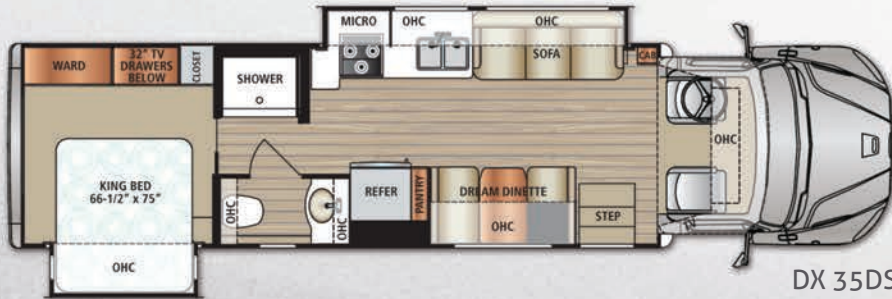




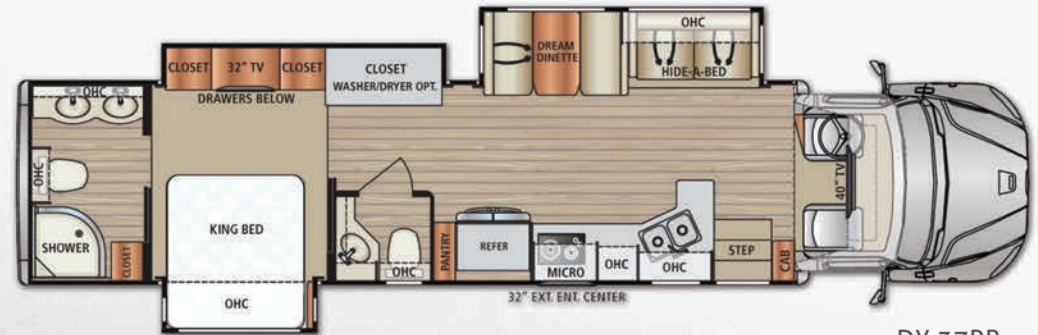
All DX3's feature full-body paint, lateral-arm roof-mounted power awnings with wind sensor and remote control, and slide toppers with covers.



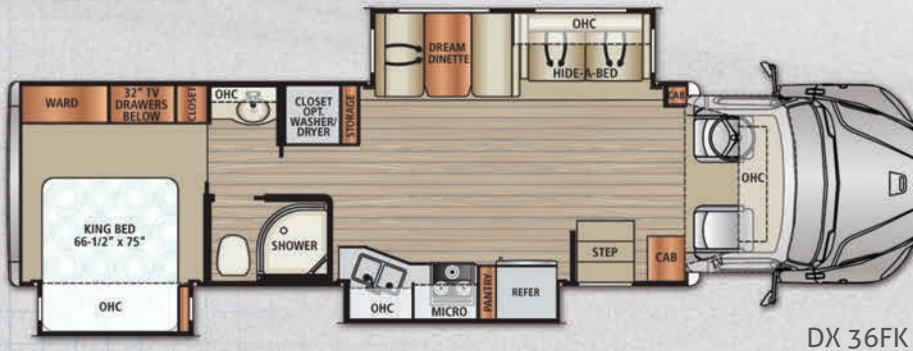
DX 37BH



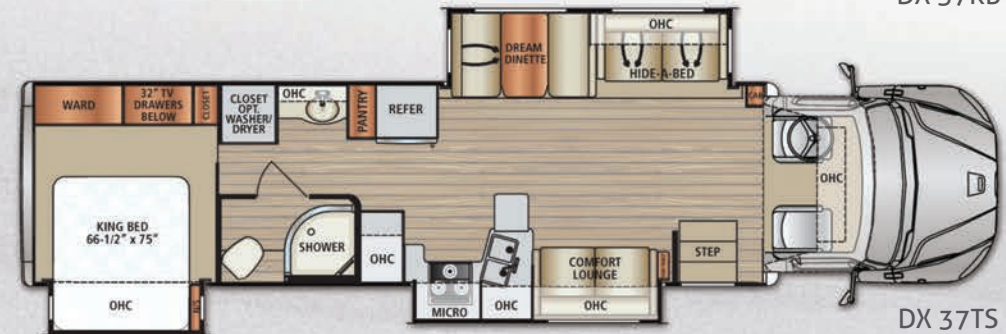
DX 35DS



DX 37RB



DX 36FK



DX 37TS

**GVWR (Gross Vehicle Weight Rating)** - is the maximum permissible weight of the unit when fully loaded. It includes all weights, inclusive of all fluids, occupants, cargo, optional equipment and accessories. For safety and product performance do NOT exceed the GVWR.

**GCWR (Gross Combined Weight Rating)** - Is the maximum permissible loaded weight of your motor home and any towed trailer or towed vehicle. Actual GCWR of this vehicle may be limited by the sum of the GVWR and the installed hitch receiver maximum capacity rating; see hitch rating label for detail.

**GAWR (Gross Axle Weight Rating)** - is the maximum permissible weight, including cargo, fluids, optional equipment and accessories that can be safely supported by each axle.

**UVW (Unloaded Vehicle Weight)** - is the typical weight of the unit as manufactured at the factory. It includes all weight at the unit's axle(s), including full fuel, all fluids and LP Gas. The UVW does not include cargo, fresh potable water, additional optional equipment or dealer installed accessories.

**CCC (Cargo Carrying Capacity)\*\*** - is the amount of weight available for fresh potable water, cargo, passengers, additional optional equipment and accessories. CCC is equal to GVWR minus UVW. Available CCC should accommodate fresh potable water (8.3 lbs. per gallon). Before filling the fresh water tank, empty the black and gray tanks to provide for more cargo capacity.

\*Estimated Average based on standard build optional equipment. \*\*Estimated average based on standard build optional equipment.

Each Forest River RV is weighed at the manufacturing facility prior to shipping. A label identifying the unloaded vehicle weight of the actual unit and the cargo carrying capacity is applied to every Forest River RV prior to leaving our facilities.

The load capacity of your unit is designated by weight, not by volume, so you cannot necessarily use all available space when loading your unit.

Actual towing capacity is dependent upon your particular loading and towing circumstances, which includes the GVWR, GAWR and GCWR as well as adequate trailer brakes. Please refer to the Operator's Manual of your vehicle for further towing information.

Key Dimensions:	35DS	36FK	37BH	37RB	37TS
GVWR	33,000 lbs.	33,000 lbs.	33,000 lbs.	33,000 lbs.	33,000 lbs.
GCWR	54,000 lbs.	54,000 lbs.	54,000 lbs.	54,000 lbs.	54,000 lbs.
GAWR - Front	12,000 lbs.	12,000 lbs.	12,000 lbs.	12,000 lbs.	12,000 lbs.
GAWR - Rear	21,000 lbs.	21,000 lbs.	21,000 lbs.	21,000 lbs.	21,000 lbs.
Overall Length	35'5"	36'8"	39' 2"	41' 2"	39' 2"
Exterior Width	101"	101"	101"	101"	101"
Wheelbase	237"	270"	270"	270"	270"
Overall Exterior Height (w/15,000 BTU Roof A/C)	12'9"	12'9"	12' 9"	12' 9"	12' 9"
Interior Height	7'0"	7'0"	7' 0"	7' 0"	7' 0"
Fuel Capacity	90 Gal.	90 Gal.	96 Gal.	100 Gal.	90 Gal.
Water Capacities (Gal.)					
Fresh/Gray/Black	90/52/52	90/52/52	96.5/52/52	100/52/52	90/52/52
LPG Capacity	20.3 Gal./86 lb.	20.3 Gal./86 lb.	20.3 Gal./86 lb.	20.3 Gal./86 lb.	20.3 Gal./86 lb.
Awning Length	17'	18'	14'	18'	21'



# DX3 Standard Features & Options

## Chassis

- Freightliner M2 106 Chassis; Cummins® 8.9L ISL 350hp/1,000 lb.-ft. of Torque
- Allison 3200 TRV Six-Speed Automatic Transmission
- GVWR: 33,000 lbs.
- GCWR: 54,000 lbs.
- Trailer Hitch (20,000 Tow lbs./2,000 Tongue lbs. with 7-Way Flat Pin Tow Connection)
- Fuel Capacity: 100 Gallons (Twin 50-Gallon Aluminum Fuel Tanks)
- 6-Gallon Diesel Exhaust Fluid Tank
- Equiflo™ Inboard Fuel System
- Fuel Filter/Water Separator with Primer Pump
- Engine After-Treatment Device, Automatic Over-the-Road Regeneration and Dash-Mounted Regeneration Switch
- Dual Stage C-Brake by Jacobs with LOW/OFF/HIGH Braking Dash Switch
- Air Brakes with 4-Wheel ABS
- Bilstein Gas Charged Front Shock Absorbers
- Differential Lock
- Airliner 21,000-lb. Rear Suspension
- Dual Chassis Batteries: Alliance Model 1131, Group 31, 12V Maintenance Free Batteries with 1,850 CCA
- 275-Amp Alternator
- 1,300 Square-Inch Aluminum Radiator
- 1,000 with 115V Block Heater
- Cummins® 18.7 CFM Air Compressor
- Quick Disconnect Fitting with Tire Inflation Kit
- Steel Frame: 11/32" x 3-1/2" x 10-15/16"
- 12,000-lb. Front Axle
- 23,000-lb. Quiet Ride Rear Axle
- Powder and Liquid Coated Steel Frame Chassis Construction
- Full Coverage Heavy Duty Undercoating
- 4.56 Rear Axle Ratio
- Front and Rear Tires: Michelin XZE2 275/80R22.5 (14 Ply Radials)
- Front and Rear Wheels: Alcoa 22.5 x 8.25 Polished Aluminum Wheels (\*Note: Only Outside Rims Are Polished)
- Aluminum Cab
- Chrome Grille and Air Intake Grille
- Front Fiberglass Bumper Cover
- Daytime Running Lights
- Chrome Heated and Remote Mirrors

- Tinted Door Glass and Operating Wing Windows
- Polished Stainless Steel Cab Risers
- Chassis Battery Shut Off Switch in Cab
- One Valve Parking Brake System with Warning Indicator
- Momentary Battery Booster Switch for Connecting Chassis and House Batteries
- Driver and Passenger Air Suspension Swivel Ultra Leather Seats
- Radio - 7" Touch Screen and Premium Sound System with AM/FM/CD/DVD/Bluetooth including:
  - Sirius / XM Satellite Radio Ready (Requires Activation and Subscription)
  - GPS RV Software
  - Color Monitor for Side and Rear Cameras
  - USB and Auxiliary Inputs
- CB Radio with Left Hand Mirror Mounted Antenna
- Tilt and Telescoping Steering Column
- 18" Leather-Wrapped Steering Wheel
- Woodgrain Driver Instrument Panels
- Marker Lights with Separate Interrupter Switch
- Low Air Pressure Light and Buzzer
- Digital Flush Mount Alarm Clock in Dash
- 12V Accessory Ports
- Electronic Cruise Control
- Power Remote/Heated Mirrors
- Power Locks
- Power Windows - Driver and Passenger
- Three-Point Seat Belts - Driver and Passenger
- Electronically-Controlled Dash Air Conditioning
- Dual Reading Lights
- Two (2) Cup Holders in Dash

## Construction

- 2" Laminated Constructed Sidewalls
- Gel-Coat Fiberglass Walls
- 2-1/4" Thick Laminated Aluminum Floor
- One-Piece Textured and Radius Corner Domed Fiberglass Roof
- Front Aerodynamic Fiberglass Cap and Front Transition Panels
- Molded Fiberglass Rear Cap
- R-8 Insulated Sidewalls; R-11 Insulated Roof; R-12 Insulated Floor
- Four-Point Fully Automatic Hydraulic Leveling Jacks

- Dual-Pane, Dark-Tinted Frameless Windows
- Rotational-Molded, Easy-Clean Storage Compartments
- Electric Slide System

## Exterior

- Custom Full Body Paint with Stainless Bottom Package and Diamond Shield
- Roof-Mounted, Integrated Armless Patio Awning with LED Lighting
- LED Patio Light and Driver-side Security Light
- Aluminum-Wrapped Slide Out Toppers
- Keyless Pad at Entry Door
- Black-Trimmed Entry Door with Screen and Deadbolt Lock; Tinted, Frameless Window with Shade
- Lighted, Acrylic Grab Handle
- Exterior Power Entry Step
- Exterior Wall-Mounted Entertainment Center with 32" LED TV, AM/FM/CD/DVD Radio with Two (2) Speakers (N/A 35DS)
- Aluminum Side-Hinge Locking Exterior Storage Doors with Chrome Handles
- Front and Rear LED Clearance and Marker Lighting

## Interior

- Fold-Over Sleeper Sofa
- Dream Dinette
- Loveseat (Varies by Floor Plan)
- Front Cab Hardwood Overhead with Entertainment System and Cabinets
- Ceramic Tile Flooring with Flex Grout
- Deluxe Carpet with Pad (Slide Room and Bedroom)
- Deluxe Padded Ceiling
- LED Flush-Mount Ceiling Lighting
- Coordinating Fabric Window Treatments and Lambrequins with Hardwood Trim and Crown
- MCD Manual Day/Night Roller Shades
- Solid Surface Countertops
- Cherry Hardwood Cabinets with Hardwood Raised Panels
- Option: Rich Carmel Hardwood Cabinets with Hardwood Raised Panel Doors
- Hardwood Raised Panel Passage Doors
- Hardwood Ceiling Mirror Feature with Lighting
- Hidden Hinge Cabinet Door Hardware
- Full Extension Soft-Closing Drawer Guides

- Lighted Entry Step
- Front Privacy Shade
- 40" LED TV (Living Area)
- Blu-Ray® Home Theater System (Living Area)
- Option: Entertainment Center With 50" TV & Fireplace In Place of Love Seat (37BH Only)
- Option: Dual Reclining Theater Seats in Place of Sofa (37BH)

## Kitchen

- Residential Refrigerator: Stainless Steel 16 cu. ft. Double Door with Ice Maker
- Option: RV Refrigerator - 12 cu. ft.; 4-Door with Ice Maker
- Recessed 3-Burner LP Cooktop with Solid Surface Covers
- Convection Microwave Oven
- Solid Surface Countertops
- Tile Backsplash
- Pull-out Pantry
- Double-Bowl Sink
- Solid Surface Sink Covers
- Upgraded Single-Handle Faucet with Pullout Sprayer
- MaxxAir® Power Vent with Rain Cover
- Under-Cabinet Lighting

## Bedroom Area

- King Mattress (66.5"x75") with iCool® Sleep System (Gel-Infused Memory Foam)
- Lift-Up Bed with Under-Bed Storage
- Designer Bedspread, Pillow Shams, and Pillows
- 28" x 76" Bunk Bed Mattress with Bedspreads and Privacy Partition (37BH Only)
- Hardwood Cabinet Wardrobe Doors with Mirrors
- Hardwood Nightstands with Corian® Countertops
- LED Reading Lights
- Deluxe Carpet with Pad
- 32" LED TV (Bedroom)
- DVD Player with Sound Bar Home Theater and Remote (Bedroom)
- (2) Bunk 12V DVD Players (37BH Only)

## Bathroom

- Color Coordinated Fiberglass Shower
- Shower Skylight
- Glass Shower Door

- Metal Shower Head with On/Off and Matching Dual Valve Faucet
- Porcelain Foot-flush Toilet (Floorplan Specific)
- Solid Surface Lavatory Countertop and Backsplash
- Undermount Sink
- Residential Brushed Nickel Faucet
- Deluxe Hardwood Medicine Cabinet
- MaxxAir® Power Vent with Rain Cover

## Utilities

- Two (2) 12V 4D AGM Auxiliary Batteries (198 A.H. Each)
- Battery Disconnect
- 50-Amp Service with Power Cord Reel
- 3,000W Inverters/Converters
- Onan® 8kW Diesel Generator with Auto Transfer Switch
- Dual Air Conditioners: Roof-Mount and Ducted 15,000 BTU with Heat-Pump
- Aqua-Hot® 400 LP System
- Option: 400D Diesel Aqua Hot (In Place of 400LP)
- 20.3 Gallon LP Tank
- LP Quick Connect
- Thermostatically-Controlled Heating
- Interior Monitor panel with LPG/Tank/Battery Readout
- Exterior Service Station including Monitor Panel, Drain Valves, Exterior Shower
- Exterior GFCI Receptacle
- Thetford® Sani-Con Turbo Macerator System
- Power Water Hose Reel
- Water Purification System (Whole Coach)
- Exterior Park Cable Hookup
- Black Tank Flush
- 12V Tank Heaters on Holding Tanks
- 12V 4GPM High-Capacity Water Pump
- Carbon-Monoxide, LP Gas, and Smoke Detectors
- Fire Extinguisher
- Winegard® In-Motion Satellite Dome
- Option: Canadian Shaw® Traveler Satellite Dish
- Option: Stackable Washer/Dryer (All Models Except 35DS)



# Power, Prestige and Precision

For the motorhome enthusiast, the drive is as important as the destination. We start with a commercial grade chassis designed to exceed the comfort and safety demands of professional drivers. We then add a well designed, functional interior, a head-turning exterior, and bundle it all up in a fun-to-own package – hand crafted by Dynamax.



At Dynamax, reaching a higher standard is not an option, it's a tradition.



2745 Northland Dr. ■ Elkhart IN 46514  
888-295-7859 ■ [www.dynamaxcorp.com](http://www.dynamaxcorp.com)

All information contained in this brochure is believed to be accurate at the time of publication. However, during the model year, it may be necessary to make revisions and Forest River, Inc., reserves the right to make all such changes without notice, including prices, colors, materials, equipment and specifications as well as the addition of new models and the discontinuance of models shown in this brochure. Therefore, please consult with your Forest River dealer and confirm the existence of any materials, design or specifications that are material to your purchase decision. All units are shipped F.O.B. point of manufacture. © 2016 Dynamax, a Division of Forest River, Inc., a Berkshire Hathaway company. All rights reserved. 1/16

Your Authorized DX3 Dealer



## PRE-DELIVERY INSPECTION FACILITY

20,000 square feet of quality assurance. The bare essentials for a premium product. This state-of-the-art facility gives immediate daily feedback to production for quality assurance in every unit built.



Forest River, Inc. encourages our customers to purchase their Forest River products from a local dealership whenever possible for the following reasons:

- 1) Forest River, Inc. dealers are independently owned and operated businesses so priority service and scheduling is at their discretion and is often provided to customers that purchased their unit at that dealership.
- 2) Purchasing locally allows customers to establish meaningful relationships with a dealer, enhancing the RV experience through assistance with product questions, user tips or RV regulations for your state or country, and much more!
- 3) Canadian customers must meet requirements to bring an RV purchased out of the country to their home. These requirements may involve additional inspections and certifications, taxes and fees. Your local Canadian Dealer is a professional at meeting these requirements.
- 4) Scheduling timely warranty repairs and adjustments through a local dealership provides far greater flexibility and convenience to you, the customer!

It is the goal of Forest River, Inc. that all of our RV owners fully enjoy the RV experience and that customer satisfaction meets or exceeds their expectations!

## 24/7 EMERGENCY ROADSIDE ASSISTANCE

For a worry-free ownership experience Forest River includes one

year of **Coach-Net<sup>®</sup>** RV Technical & Roadside Assistance with each RV purchase. Whether new to the RV lifestyle or an experienced RV enthusiast, Forest River owners have 24/7 access to technical, operational and emergency road service coverage throughout the US & Canada. Coach-Net's fast, dependable service is just a phone call away.



**FREE MEMBERSHIP**  
to Forest River Owners' Group

[www.forestriverfrog.com](http://www.forestriverfrog.com)



**Learn More**  
Scan this barcode using a QR Reader on your smart phone to learn more about Forest River.



A Berkshire Hathaway company.