

DYNAMAX 

A DIVISION OF FOREST RIVER

DIFFERENT BY DESIGN

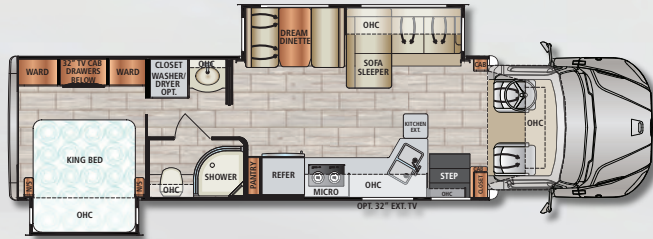
2020 **DX₃**



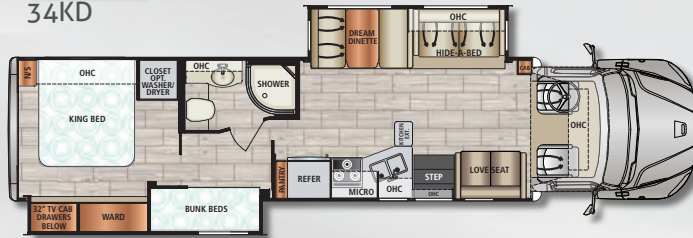
DX₃

DX3

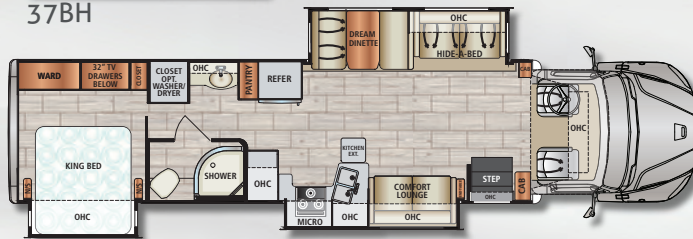
The journey is as important as the destination. With Freightliner's M-2 powerhouse, the DX3 offers excellent horsepower, torque, and towing capacity. In addition, the familiar automotive cab chassis offers enhanced serviceability, up to 5' of crush zone protection, better airflow to the radiator, and easier entry and exit over traditional flat-front motorhomes.



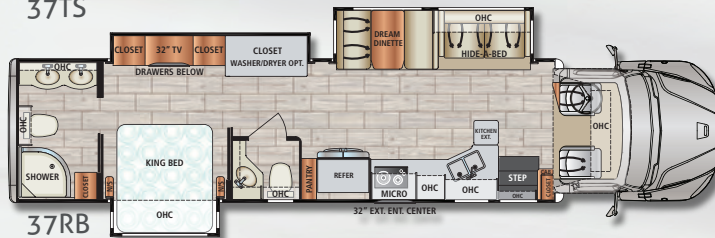
34KD



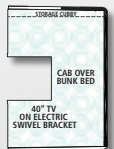
37BH



37TS



37RB



Cab Over Bunk Bed Option



Theater Seats IPO Sofa (N/A - 34KD)



Fireplace with 50" Pop-Up TV IPO Comfort Lounge & Cab-Over TV (37TS only)



Fireplace with 50" Pop-Up TV IPO Love Seat & Cab-Over TV (37BH only)

STANDARD FEATURES & OPTIONS

CHASSIS

- Freightliner® M2 106 Chassis (33,000-lbs. GVWR/54,000-lbs. GCWR)
- Cummins® 8.9L ISL Turbo Diesel Engine (350hp/1,000 lb.-ft. of Torque)
- Allison® 3200 TRV Six-Speed Automatic Transmission
- 100-Gallon Fuel Capacity (Twin 50-Gallon Aluminum Fuel Tanks)
- 6-Gallon Diesel Exhaust Fluid Tank
- Trailer Hitch (20,000 Tow lbs./2,000 Tongue lbs.) with 7-Way Round Tow Connection
- Brake Controller
- Dual-Stage C-Brake by Jacobs® with High/Off/Low Braking Dash Switch
- Locking Differential
- Airliner® 21,000-lb. Rear Suspension
- Manual Air Suspension Dump Valve Switch on the Dash
- 12,000-lb. Front Axle
- 23,000-lb. Quiet Ride Rear Axle
- 275-Amp Alternator
- Quick Disconnect Fitting with Tire Inflation Kit
- Air Brakes with 4-Wheel ABS
- Bilstein® Gas-Charged Front Shock Absorbers
- Upgraded Front Sway Bar with Clevis-Style Bushing
- Equiflo™ Inboard Fuel System (Dual Supply – Dual Return)
- Fuel Filter/Water Separator with Primer Pump
- Engine Block Heater
- Steel-Reinforced, Aluminum Cab
- Chrome Grille and Air Intake Grille
- Front and Rear Tires: Michelin® XZE 275/80R22.5 (14 Ply Radials)
- Single Front Wheels: Alcoa® Aluminum (22.5" x 8.25") *Outside Rims are Polished

- Dual Rear Wheels: Alcoa® Aluminum (22.5" x 8.25") *Outside Rims are Polished
- Valve Extensions
- 4.56 Rear Axle Ratio
- Daytime Running Lights
- Tinted Door Glass and Operating Wing Windows
- Chassis Battery Shut Off Switch in Cab
- Leatherette Driver and Passenger Air Ride Seats with Swivel Bases
- Backup and Side View Cameras
- Kenwood® 7" Touch Screen Dash Infotainment System with AM/FM, Bluetooth®, Sirius/XM® (Tuner and antenna), and Apple® CarPlay™/Android® Auto™ Functionality
- CB Radio with Left Hand Mirror Mounted Antenna
- Air Horn
- 12V Accessory Ports
- One Valve Parking Brake System with Warning Indicator
- Engine After-Treatment Device, Automatic Over-the-Road Regeneration, and Dash-Mounted Regeneration Switch
- Momentary Battery Booster Switch for Connecting Chassis and House Batteries
- Marker Lights with Separate Interrupter Switch
- Low Air Pressure Light and Buzzer
- Cruise Control
- Adjustable Steering Column
- 18" Leather-Wrapped Steering Wheel
- Hydrographic Woodgrain Cab Accents
- Power and Heated Exterior Mirrors
- Power Windows and Locks
- 3-Point Seat Belts
- Dual Reading Lights
- Two (2) Cup Holders in Dash

CONSTRUCTION

- 2" Aluminum-Framed, Laminated Sidewalls with Block Foam Insulation
- Gel-Coat Fiberglass Walls
- Aluminum-Framed Floor
- Aluminum-Framed Roof Trusses
- Crowned, One-Piece Fiberglass Roof
- Foil-Lined Ductwork Throughout
- Fiberglass Front Cap, Rear Cap, and Front Wing Panels
- Automatic, 4-Point Hydraulic Leveling Jacks
- Dual-Pane, Dark-Tinted, Frameless Windows
- Seamless Rotocast Storage Compartments with LED Lighting
- Side-Hinged, Locking Aluminum Exterior Storage Doors with Paddle Latches

EXTERIOR

- Custom Full Body Paint Package
- Premium Cut and Buffed Paint Finish
- Front-End Diamond Shield® Paint Protection
- Roof-Mounted, Integrated Armless Patio Awning with LED Lighting and Wind Sensor
- Aluminum-Wrapped Slideout Toppers
- LED Patio Light
- Entry Door with Rotary Latch, Dark-Tinted, Frameless Window, and Integrated Shade
- Remote Locking System for Entry Door
- Keyless Entry Touch Pad at Entry Door
- Lighted Acrylic Entry Grab Handle
- Power Entry Steps
- Exterior Wall-Mounted Entertainment Center with 32" LED TV, AM/FM/CD/DVD Module, and Two (2) Speakers
- Front and Rear LED Clearance and Marker Lighting
- Rear LED Docking Lights
- Polished Stainless Steel Cab Step Treads
- Chrome Exhaust Tip

INTERIOR

- Rigid Core LV Tile with Soft Silence Acoustical Pad
- Deluxe Carpet with Pad in Select Living Area Slide Rooms
- Solid Surface Entry with Non-Skid Rubber Steps
- Soft-Touch Padded Vinyl Ceiling
- LED Recessed Ceiling Lights
- Booth Dinette
- Coordinating Fabric Window Treatments and Lambrequins with Hardwood Trim and Crown
- Day/Night Roller Shades
- Hardwood Raised Panel Cabinetry with Five-Piece Drawer Fronts
- Hardwood Shaker-Style Passage Doors
- Full Extension, Soft-Closing Drawer Guides (Where applicable)

Dimensions	34KD	37BH	37TS	37RB
GVWR	33,000 lbs.	33,000 lbs.	33,000 lbs.	33,000 lbs.
GCWR	54,000 lbs.	54,000 lbs.	54,000 lbs.	54,000 lbs.
GAWR – Front	12,000 lbs.	12,000 lbs.	12,000 lbs.	12,000 lbs.
GAWR – Rear	21,000 lbs.	21,000 lbs.	21,000 lbs.	21,000 lbs.
Overall Length	36' 8"	39' 2"	39' 2"	40' 9"
Exterior Width	101"	101"	101"	101"
Wheelbase	268"	268"	268"	286"
Overall Exterior Height (w/15,000 BTU Roof A/C)	12' 9"	12' 9"	12' 9"	12' 9"
Interior Height	7' 0"	7' 0"	7' 0"	7' 0"
Fuel Capacity	100 Gal.	100 Gal.	100 Gal.	100 Gal.
Water Capacities (Gal.) Fresh/Gray/Black	94/52/52	94/52/52	94/52/52	100/52/52
LPG Capacity (WC)	20.3 Gal./86 lb.	20.3 Gal./86 lb.	20.3 Gal./86 lb.	20.3 Gal./86 lb.
Awning Length	18'	13' 6"	18'	18'

All information contained in this brochure is believed to be accurate at the time of publication. Please refer to our website for the most current product information. Dynamax often makes running changes, (changes made outside of model year timing) to improve the reliability, performance or capacity. Please refer to www.dynamaxcorp.com for the most current specifications.

FULL BODY PAINT PACKAGES

With Front-End Diamond Shield



Cabernet



Cosmic Blue



Grey Stone



Magnetic



Sunset

- Hidden Hinges
- 40" Samsung® LED Smart TV (Living area)
- JBL® Sound Bar and Smart Blu-Ray® Home Theater System (Living area)
- Thermal, Reflective Front Privacy Shades
- USB Charging Ports

KITCHEN

- 16 cu. ft. Residential Refrigerator with Ice Maker (N/A - 37RB)
- 22 cu. ft. Residential Refrigerator with Ice Maker (37RB)
- Sealed Gas Range with Solid Surface Covers
- Convection Microwave Oven
- Solid Surface Countertops with Hand-Laid Tile Backsplash
- Double-Bowl Stainless Steel Sink with Solid Surface Covers
- Residential Stainless Steel Spring Gooseneck Faucet

- Pantry
- Under-Cabinet Lighting
- MaxxAir® Power Vent with Built-In Rain Cover

BEDROOM

- King Bed with Gel-Infused Memory Foam Mattress (72" x 80" - Nominal Size)
- Under-Bed Storage (Floor Plan Specific)
- Deluxe Padded Headboard
- Designer Bedding Package
- 32" Samsung® LED SMART TV with Sound Bar
- Cedar-Lined Wardrobe
- Nightstands with Solid Surface Countertops
- LED Reading Lights
- USB Charging Ports
- Bunk Bed Mattresses (28" x 76") and Privacy Partition (37BH)
- Two Bunk CD/DVD Players with Monitors (37BH)

BATHROOM

- Granite-Textured Fiberglass Shower
- Shower Skylight
- Glass Shower Door
- Oxygenics Body Spa® RV Shower Head
- Solid Surface Countertop
- Under-Mount Sink with Residential Brushed Nickel Faucet
- Porcelain Foot-Flush Toilet (N/A - 37RB)
- Porcelain Electronic-Flush Macerator Toilets (37RB)
- MaxxAir® Power Vent with Built-In Rain Cover

UTILITIES

- Dual 12V Group 4D AGM Auxiliary Batteries
- Multiplex® Wiring with Touch Screen Command Center, Back-Lit Switch Panels, and Bluetooth® Smart Phone App Control
- Battery Disconnect

- 50-Amp Service with Power Cord Reel
- 2,800W Pure Sine Wave Inverter/Charger (3,900 Peak Watts)
- 8kW Onan® Diesel Generator with Auto Transfer Switch (Mounted on Isolator Pads)
- Automatic Generator Start
- Dual Ducted, Low-Profile 15,000-BTU Air Conditioners with Heat Strip
- Aqua-Hot® 400D Diesel System
- Zoned Thermostatically-Controlled Heating and Cooling
- 20.3-Gallon LP Tank (WC)
- LP Quick Connect
- Water Filtration System
- Interior Monitor Panel with LPG/Tank/Battery Readout
- Exterior Shower in Service Bay
- Power Water Hose Reel in Service Bay

- Exterior GFCI Receptacle
- Winegard® Connect 2.0™ Dome Antenna (WiFi Extender, 4G LTE, Omnidirectional HD OTA, FM, SIM Card Port)
- Cable TV/Satellite Hookup in Service Bay
- Thetford® Sani-Con Turbo Macerator System
- Black Tank Flush
- Utility Compartment Heated by Aqua-Hot® System
- Enclosed Holding Tanks Heated by Aqua-Hot® System
- Upgraded 12V On-Demand Water Pump (4 Gallons per minute)
- Carbon-Monoxide, LP Gas, and Smoke Detectors
- Fire Extinguisher
- Winegard® In-Motion T4 Satellite (Dish® SD-HD, DirecTV® SD, BellTV® SD-HD)

OPTIONS

- Solar Panels - Two 100 Watt with 30-Amp Controller
- Cab-Over Bed (Extended Front Cap)
- Rear "DYNAMAX" Rock Guard
- **Black Out Package** (Side Mirrors, Rock Guard, Wheels, Headlight Bezels, Exterior Grab Handle Trim, Custom Grill and Vent)
- **Chrome Appearance Package** (Custom Grill and Vent, Dual Hadley® Air Horns, Rock Guard, and Baggage Door Handles)
- 12 cu. ft. 2-Way Refrigerator with Ice Maker in place of Standard Refrigerator and Side Pantry
- Washer/Dryer
- Dual Reclining Theater Seats in Place of Sofa
- All-Electric Package: Induction Range with Induction Pan Set and Exterior Storage Compartment in Place of LP Tank
- Entertainment Center with 50" LED TV and Fireplace in Place of Loveseat and Cab-Over TV (37BH and 37TS Only)
- Winegard® Trav'ler Stationary Triple LNB Satellite Dish (DirecTV® SD-HD)
- Mobileye® Collision Avoidance System
- Tire Pressure Monitoring System
- JBL® Premium Cab Sound System - JBL Full Range/Tweeter Coaxial Speakers, Dual Voice Coil Subwoofer, and a High-Efficiency, High-Performing, 4-Channel DSP Amplifier, All "Tuned" Specifically for the Freightliner M2
- In-Dash Garmin® RV Navigation System

UPGRADE YOUR DX3 WITH THE BLACKOUT PACKAGE OPTION



Our in-house paint process allows us to accommodate single-color paint schemes.



OPTIONAL CAB-OVER



Extended Front Cap with Cab-Over Bunk

DÉCOR SELECTIONS

PUMICE



Main

Valance

BRINDLE



Main

Valance

MOCHA



Main

Valance



DRIFTWOOD

Cabinets

Drawers



CARAMEL

Drawers

Factory Video Tour

<https://www.youtube.com/watch?v=q5cG43PD7SE>

Paint Video

<https://www.youtube.com/watch?v=sLgLoR26jfs>

Dynamax Owner "Digital Kit" App

Now you can have your Owner's Manual with you wherever you are. Download our FREE App from the App Store or Google Play and you'll have the information right at your fingertips.



GVWR (Gross Vehicle Weight Rating) - is the maximum permissible weight of the unit when fully loaded. It includes all weights, inclusive of all fluids, occupants, cargo, optional equipment and accessories. For safety and product performance do NOT exceed the GVWR.

GCWR (Gross Combined Weight Rating) - is the maximum permissible loaded weight of your motor home and any towed trailer or towed vehicle. Actual GCWR of this vehicle may be limited by the sum of the GVWR and the installed hitch receiver maximum capacity rating; see hitch rating label for detail.

CAWR (Gross Axle Weight Rating) - is the maximum permissible weight, including cargo, fluids, optional equipment and accessories that can be safely supported by each axle.

UVW (Unloaded Vehicle Weight)* - is the typical weight of the unit as manufactured at the factory. It includes all weight at the unit's axle(s), including full fuel, all fluids and LP Gas. The UVW does not include cargo, fresh potable water, additional optional equipment or dealer installed accessories.

*Estimated Average based on standard build optional equipment.

CCC (Cargo Carrying Capacity)** - is the amount of weight available for fresh potable water, cargo, passengers, additional optional equipment and accessories. CCC is equal to GVWR minus UVW. Available CCC should accommodate fresh potable water (8.3 lbs per gallon). Before filling the fresh water tank, empty the black and gray tanks to provide for more cargo capacity.

**Estimated average based on standard build optional equipment.

Each Forest River RV is weighed at the manufacturing facility prior to shipping. A label identifying the unloaded vehicle weight of the actual unit and the cargo carrying capacity is applied to every Forest River RV prior to leaving our facilities.

The load capacity of your unit is designated by weight, not by volume, so you cannot necessarily use all available space when loading your unit.

Actual towing capacity is dependent upon your particular loading and towing circumstances, which includes the GVWR, GAWR and GCWR as well as adequate trailer brakes. Please refer to the Operator's Manual of your vehicle for further towing information.



PRE-DELIVERY INSPECTION FACILITY

20,000 square feet of quality assurance. The bare essentials for a premium product. This state-of-the-art facility gives immediate daily feedback to production for quality assurance in every unit built.

24/7 EMERGENCY ROADSIDE ASSISTANCE WITH VEHICLE PURCHASE*

TOWING
JUMP-STARTS
TIRE CHANGES
FLUID DELIVERY
LOCKOUT
SERVICE

WINCH-OUT
MOBILE MECHANIC
TECHNICAL
SUPPORT
DEALER LOCATOR
SERVICES



*VALID FOR 1 YEAR FROM DATE OF PURCHASE

CUSTOMER SATISFACTION

FOREST RIVER
encourages you to

BUY
LOCAL

PREFERENTIAL SERVICE
PRODUCT INFORMATION

FREE MEMBERSHIP
to Forest River Owners' Group
www.forestriverfrog.com

www.ForestRiverBuyLocal.com

All information contained in this brochure is believed to be accurate at the time of publication. However, during the model year, it may be necessary to make revisions and Forest River, Inc., reserves the right to make all such changes without notice, including prices, colors, materials, equipment and specifications as well as the addition of new models and the discontinuance of models shown in this brochure. Therefore, please consult with your Forest River dealer and confirm the existence of any materials, design or specifications that are material to your purchase decision. ©2019 Dynamax, a Division of Forest River, Inc., a Berkshire Hathaway company. All Rights Reserved. 5/19

Find us on
Facebook



Learn More

Scan this barcode using a QR Reader on your smart phone to learn more about Forest River.



A Berkshire Hathaway company.

Your Authorized DX3 Dealer



DYNAMAX
A DIVISION OF FOREST RIVER

DIFFERENT BY DESIGN

2745 Northland Dr. ■ Elkhart IN 46514
888-295-7859 ■ www.dynamaxcorp.com