

ISATA 6 2025



6 SERIES *isata*

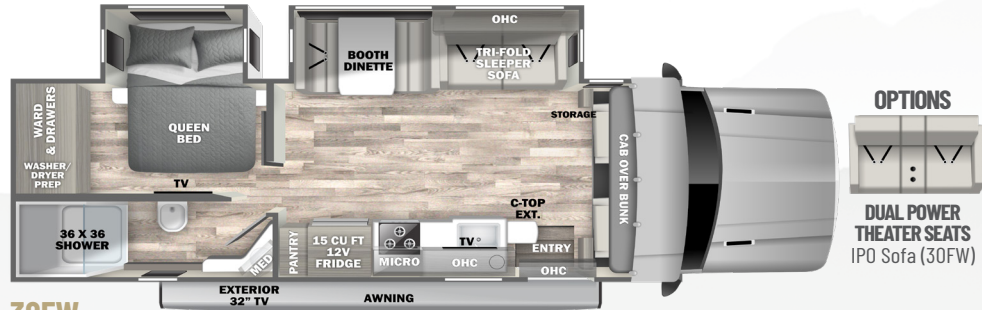


Pictured with Optional Xplorer Dark Full Body Paint

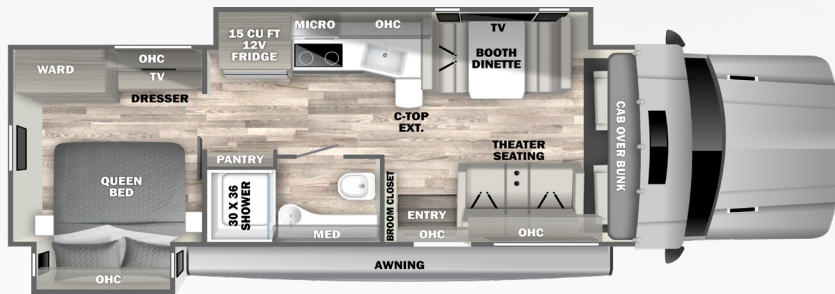
FORESTRIVERINC.COM

ISATA 6 SERIES

In the Isata 6 Series driver's seat, you'll enjoy the confidence that comes with the control, comfort, and stability of the Ford F600 4x4 Chassis. Meanwhile, everywhere you look you'll see the extra touches - including cut and buffed paint, RV-friendly features, and luxury amenities. So wherever your journeys take you - along the busy highway or up the mountain pass, or even on the "roads less traveled", the Isata 6 Series will provide freedom and comfort like nothing else on the road.



30FW
COMING SOON!



31KS

STANDARD FEATURES & OPTIONS

CHASSIS

- Ford F600 4x4 Chassis
- Power Stroke V8 Turbo Diesel (330hp / 950 lb-ft Torque)
- Other Chassis Specifications: TBD

CONSTRUCTION

- 2" Aluminum-Framed, Laminated Sidewalls with High-Density Block Foam Insulation
- Composite Exterior Fiberglass (No Exterior Wood)
- Aluminum-Framed Floor
- Laminated Roof
- Crowned, One-Piece Fiberglass Roof
- Fiberglass Front Wing Panels
- Automatic, 4-Point Hydraulic Leveling Jacks
- Dual-Pane, Dark-Tinted, Frameless Windows
- Seamless Rotocast Storage Compartments with LED Lighting
- Side-Hinged, Locking Aluminum Exterior Storage Doors with Paddle Latches

EXTERIOR

- Custom Full Body Paint Package
- Premium Cut and Buffed Paint Finish
- Front-End Diamond Shield® Paint Protection
- Armless Patio Awning with LED Lighting and Motion-Activated Retraction
- Slideout Toppers
- LED Patio Light
- Power Entry Steps with Upgraded SeaDek® Step Treads
- Entry Door with Rotary Latch; Dark-Tinted, Frameless Entry; and Integrated Shade
- Keyless Entry Touch Pad at Entry Door
- Lighted Acrylic Entry Grab Handle
- Exterior Wall-Mounted Entertainment Center with 32" LED Smart TV and Sound Bar
- Front and Rear LED Clearance and Marker Lighting
- Rear Docking Lights
- Aluminum Running Boards
- Rear "DYNAMAX" Rock Guard

INTERIOR

- Front Cab-Over Bunk Area with Mattress (50" x 79") and Privacy Curtain
- Premium Vinyl Flooring Throughout
- Soft-Touch Padded Vinyl Ceiling
- Entry with Non-Skid Rubber Steps
- LED Recessed Ceiling Lights
- Sprung, Residential Style Dinette Seats with Lift Up Storage
- Tri-Fold Sofa (N/A - 31KS)
- Coordinating Window Treatments
- Day/Night Roller Shades
- Hardwood Shaker-Style Cabinetry
- Full Extension, Soft-Closing Drawer Guides (where applicable)
- Hidden Hinges
- 42" Smart LED TV (Living Area)
- Sound Bar
- Thermal, Reflective Front Privacy Shades
- USB Charging Ports

KITCHEN

- 12V 10 cu. ft Compressor-Driven Refrigerator (28SS Only)
- 12V 15 cu. ft. 3-Door Compressor-Driven Refrigerator (N/A - 28SS)
- Sealed Gas Range with Glass Cover
- Convection Microwave Oven
- Solid Surface Countertops with LED Edge Lighting and Backsplash
- Stainless Steel Sink with Solid Surface Covers
- Residential Black Spring Gooseneck Faucet
- Pantry
- Overhead Cabinet Accent Lighting
- Under-Cabinet Lighting
- MaxxAir® Power Vent with Built-In Rain Cover

BEDROOM OR BUNK AREA

- Queen Bed (60" x 75") with Gel-Infused Memory Foam Mattress
- Designer Bedding Package
- 32" LED Smart TV
- Cedar-Lined Wardrobe
- LED Reading Lights
- USB Charging Ports

BATHROOM

- Acrylic Shower Surround
- Shower Skylight
- Shower with Light-Weight, Soft-Sided Shower Door and Skylight
- Oxygenics Body Spa® RV Shower Head
- Top-Mount Sink with Residential Faucet
- Porcelain Foot-Flush Toilet (30FW Only)
- Porcelain Electronic-Flush Macerator Toilet (N/A - 30FW)
- MaxxAir® Power Vent with Built-In Rain Cover

UTILITIES

- Single 8D Lithium House Battery (300aH)
- Multiplex® Wiring with Touch Screen Command Center, Switch Panels, and Bluetooth® Smart Phone App Control
- Battery Disconnect
- Solar Panel - Single 200 Watt with 30 Amp Controller
- 50-Amp Service with Power Cord Reel
- 3,000W Hybrid Pure Sine Wave Inverter/Charger (3,500 Peak Watts)
- 8kW Onan® Diesel Generator with Auto Transfer Switch (Mounted on Isolator Pads)
- Automatic Generator Start
- Dual Ducted, Low-Profile 15,000-BTU Air Conditioners with Heat Pumps
- 40,000-BTU LP Furnace with Electronic Ignition
- 60,000-BTU Truma® AquaGo Comfort Plus™ On-Demand Water Heater (LP)
- 20.3-Gallon LP Tank (WC)
- LP Quick Connect
- Water Filtration System
- Exterior Shower in Service Bay
- Exterior GFCI Receptacle
- 4X4 HDMI Matrix
- Cable TV/Satellite Hookup in Service Bay

Dimensions:	30FW	31KS
GVWR	22,000 lbs.	22,000 lbs.
GCWR	43,500 lbs.	43,500 lbs.
GAWR - Front	7,250 lbs.	7,250 lbs.
GAWR - Rear	15,500 lbs.	15,500 lbs.
UVW*	TBD	TBD
Overall Length	TBD	34' 1"
Exterior Width	101"	101"
Wheelbase	244"	244"
Overall Exterior Height (w/15,000 BTU Roof A/C)	12' 6"	12' 6"
Interior Height	84"	84"
Fuel Capacity	66 Gal.	66 Gal.
Water Capacities (Gal.)		
Fresh/Gray/Black	78/45/45	78/45/45
LPG Capacity (WC)	20.3 Gal./86 lb.	20.3 Gal./86 lb.
Awning Length	16'	16'

*UVW is an estimate only based on standard equipment.



Shown in Xplorer Dark Full Body Paint.
Additional Full Body Paint Options TBD.

- Thetford® Sani-Con Turbo Macerator System
- Black Tank Flush
- SureLevel® Tank Level Monitoring System
- Furnace-Heated Utility Compartment
- Enclosed and Furnace-Heated Holding Tanks
- Upgraded 12V On-Demand Water Pump (4 gallons per minute)
- Carbon-Monoxide, LP, and Smoke Detectors
- Fire Extinguisher
- Prepped for Roof-Mounted Satellite

OPTIONS

- Dual, Power Reclining Theater Seats in Place of Sofa (Standard - 3IKS)
- Xplorer Package - includes Insulated Cab Curtain; Two Lithium House Batteries (600aH Total); 1,000W Solar Package; & Insulated Utility Bay with Secondary Tank Heater and Temperature Sensor



DIFFERENT BY DESIGN

2745 Northland Dr. - Elkhart IN 46514
888-295-7859 - www.dynamaxcorp.com

GVWR (Gross Vehicle Weight Rating) - is the maximum permissible weight of the unit when fully loaded. It includes all weights, inclusive of all fluids, occupants, cargo, optional equipment and accessories. For safety and product performance do NOT exceed the GVWR.
GCWR (Gross Combined Weight Rating) - is the maximum permissible loaded weight of your motor home and any towed trailer or towed vehicle. Actual GCWR of this vehicle may be limited by the sum of the GVWR and the installed hitch receiver maximum capacity rating; see hitch rating label for detail.

GAWR (Gross Axle Weight Rating) - is the maximum permissible weight, including cargo, fluids, optional equipment and accessories that can be safely supported by each axle.

UVW (Unloaded Vehicle Weight)* - is the typical weight of the unit as manufactured at the factory. It includes all weight at the unit's axle(s), including full fuel, all fluids and LP Gas. The UVW does not include cargo, fresh potable water, additional optional equipment or dealer installed accessories.

*Estimated Average based on standard build optional equipment.

CCC (Cargo Carrying Capacity)** - is the amount of weight available for fresh potable water, cargo, passengers, additional optional equipment and accessories. CCC is equal to GVWR minus UVW. Available CCC should accommodate fresh potable water (8.3 lbs per gallon). Before filling the fresh water tank, empty the black and gray tanks to provide for more cargo capacity.

**Estimated average based on standard build optional equipment.

Each Forest River RV is weighed at the manufacturing facility prior to shipping. A label identifying the unloaded vehicle weight of the actual unit and the cargo carrying capacity is applied to every Forest River RV prior to leaving our facilities.


The load capacity of your unit is designated by weight, not by volume, so you cannot necessarily use all available space when loading your unit.

Actual towing capacity is dependent upon your particular loading and towing circumstances, which includes the GVWR, GAWR and GCWR as well as adequate trailer brakes. Please refer to the Operator's Manual of your vehicle for further towing information.

All information contained in this brochure is believed to be accurate at the time of publication. However, during the model year, it may be necessary to make revisions and Forest River, Inc., reserves the right to make all such changes without notice, including prices, colors, materials, equipment and specifications as well as the addition of new models and the discontinuance of models shown in this brochure. Therefore, please consult with your Forest River dealer and confirm the existence of any materials, design or specifications that are material to your purchase decision.

©2025 Dynamax, a Division of Forest River, Inc., a Berkshire Hathaway company. All Rights Reserved. 01/25

DÉCOR SELECTIONS



FREE MEMBERSHIP
to Forest River Owners' Group

www.forestriverfrog.com



Dynamax Owner
"Digital Kit" App
Now you can have your Owner's Manual with you wherever you are. Download our FREE App from the App Store or Google Play and you'll have the information right at your fingertips.



Paint Video
<https://www.youtube.com/watch?v=sLgLoR26jfs>

Factory Video Tour
<https://www.youtube.com/watch?v=q5cG43PD7SE>

Learn More:
Scan this barcode using a QR reader on your smart phone to learn more about Forest River.




Your Authorized Isata 6 Series Dealer

